

 **GEBERIT**

# Geberit shower element with wall inlet

Innovative system technology for wet rooms



**KNOW:**

Just because it works,  
doesn't make it ideal.





**HOW:**

The innovative new wall inlet from Geberit: stylish and practical

**KNOW  
HOW  
INSTALLED**



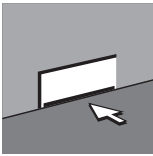
Geberit integrates the drainage for wet room showers into the wall without building into the floor. The Geberit shower element is another innovative addition to the Geberit Duofix range.



An alternative solution to traditional wet room drainage, the new shower element from Geberit integrates the drainage into the wall, thus avoiding having to build into the floor which can be a costly and time consuming exercise. Now you can have all the benefits of Geberit know-how in the shower area.



# Advantages at a glance




## Wall inlet

Concealing the drain in the wall and integrating it into the Geberit Duofix system significantly reduces installation time and workload.



## Leakproof

The shower element features a sophisticated sealing system that guarantees a leakproof shower area for years to come. Connections between the individual components are flexible to eliminate tension.



## Flexible

Various components and fittings on the frame can be adjusted giving maximum flexibility during installation.



## Stylish

The discrete design wall covers are available in brushed stainless steel, gloss chrome, white and even a bespoke option that allows the cover to be fashioned to any bathroom theme.



## Easy to clean

Concealed by the design cover is a hair trap that can be removed for hassle free maintenance.

Images from the installation video.

You can watch the entire video on our website and download it as a wmv file: [www.geberit.co.uk](http://www.geberit.co.uk) > Products > New Products





## Product

Sets

Duofix

View




|                                |   |
|--------------------------------|---|
| <b>Article number</b>          | 111.731.00.1  |
| <b>Description</b>             | Duofix shower element with wall inlet for surface-mounted or concealed shower controls.                 |
| <b>Taps</b>                    | Surface-mounted or concealed.   |
| <b>Use</b>                     | Drywalls, part-height or room-height.   |
| <b>Features and advantages</b> | The Duofix shower element avoids having to build into the floor which can be costly and time consuming. |



### Design covers

---



---

154.330.XY.Z

---

- Stainless steel (FW.1)
  - Gloss chrome (21.1)
  - White alpine (11.1)
  - Bespoke (00.1)
- 

Covers, available in various finishes to complete your modern wet room, can be removed for simple cleaning of hair trap.

 **GEBERIT**



product  
design  
award

2010 

#### **iF product design award**

The iF product design award has been used as a seal of quality for outstanding industrial design since 1953. Awarded by international experts, the iF logo stands for outstanding, tried-and-tested design quality.

Geberit Sales Ltd  
Geberit House  
Academy Drive  
Warwick  
Warwickshire  
CV34 6QZ

Freephone: 0800 077 8365  
Fax: 0844 800 6604  
Eire: +44 (0) 1926 516 800  
Literature: 0800 007 5133

[www.geberit.co.uk](http://www.geberit.co.uk)